

# Kahoot!

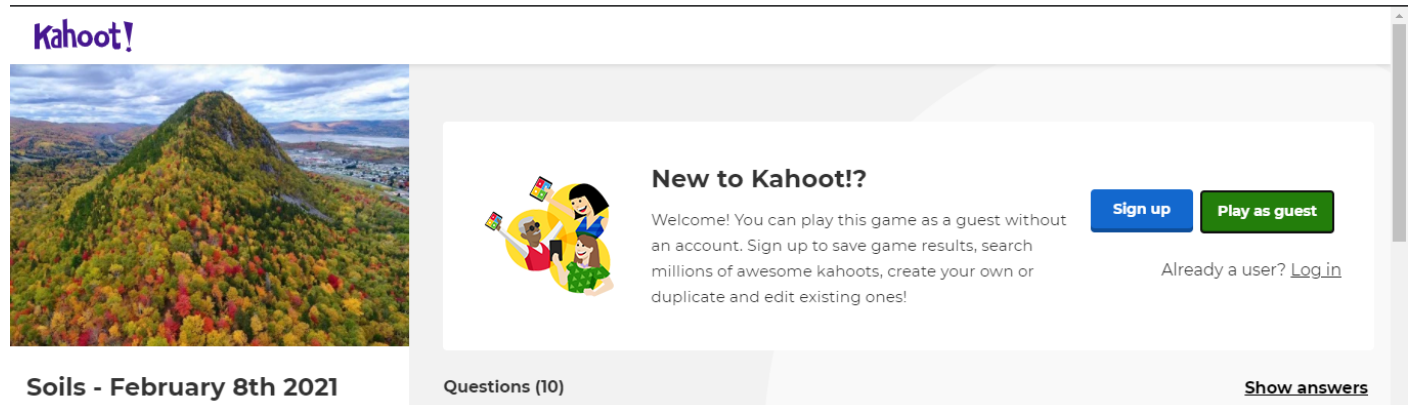
## Forest Measurements

### How to play Kahoot!

1. Use this link:

<https://create.kahoot.it/share/forest-managements-2/066f9b78-1df1-4b1d-80de-781669294871>

2. It should bring you to a page that looks like this:



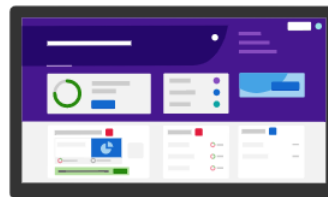
The screenshot shows the Kahoot! game interface. On the left, there is a thumbnail image of a forested mountain peak. Below the image, the text reads "Soils - February 8th 2021". In the center, there is a "New to Kahoot!?" section with a welcome message: "Welcome! You can play this game as a guest without an account. Sign up to save game results, search millions of awesome kahoots, create your own or duplicate and edit existing ones!". To the right of this message are two buttons: "Sign up" (blue) and "Play as guest" (green). Below these buttons, it says "Already a user? [Log in](#)". At the bottom of the interface, there is a "Questions (10)" indicator and a "Show answers" button.

3. It will prompt you to either “Sign up”, “Play as guest”, or “Log in”

- The benefits of having an account are to save your results.

### Log in to save results

Sign up or log in to view a kahoot report after the game. You will not be able to view the report if you continue as a guest.



Sign up

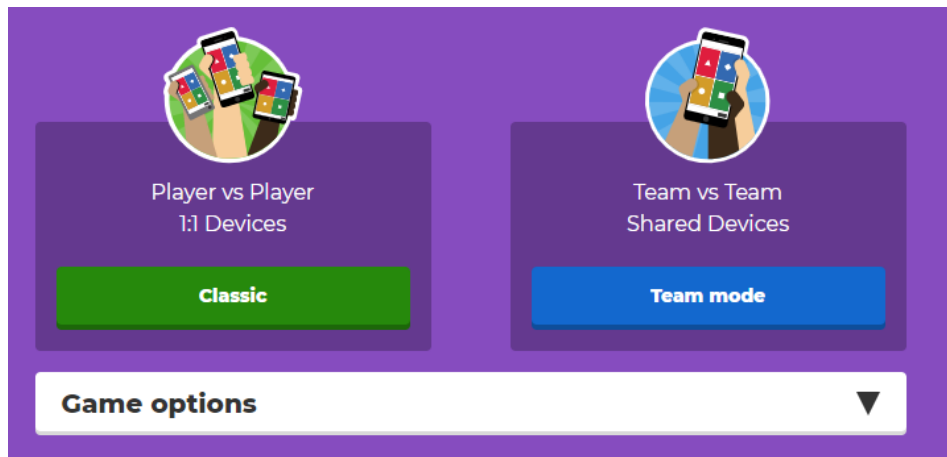
Log in

Continue as a guest

4. Once you choose how you wish to proceed, it will bring you to this screen:

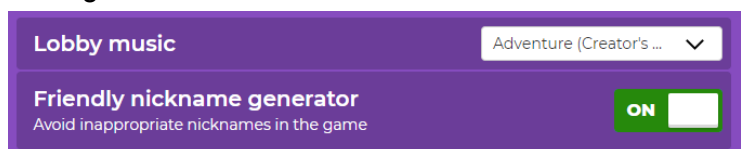


5. You can choose to play in “1-v-1” mode or “teams” mode.



6. You can change the settings to preference (such as lobby music)

- For larger groups, or younger ages, you may want to turn on the friendly nickname generator



**7. Once you choose your mode, you will be redirected to the game's lobby. Students can use their mobile device or web browser.**

- The game pin does NOT have any spaces.
- You do not need to have the kahoot app to play on your mobile device - the mobile browser is supported as well.
- On the right side, you can adjust the volume or mute it - recommended if you will be talking a lot during the presentation.
- You can see how many participants have joined on the left hand side.
- Once everyone is in, click start!

