

# Envirothon NB Kahoot activity

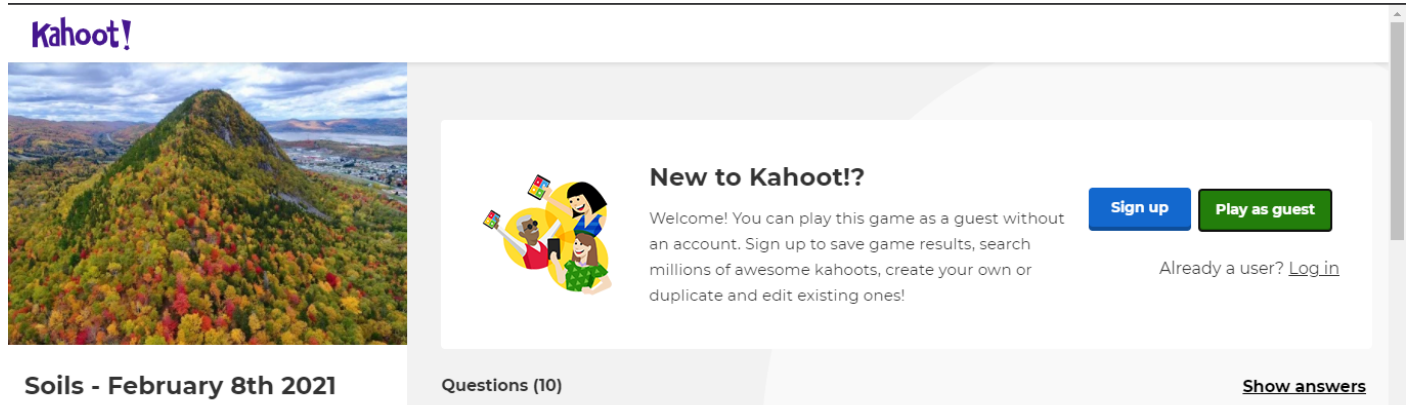
## Soil Forming Processes & Factors

### How to play Kahoot!

1. Use this link:

<https://create.kahoot.it/share/soils-february-8th-2021/527e132a-a5ef-4568-9699-e3f42361ffb1>

2. It should bring you to a page that looks like this:

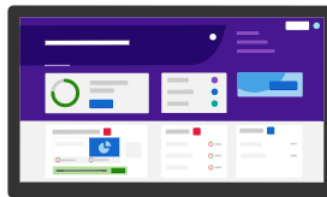


3. It will prompt you to either “Sign up”, “Play as guest”, or “Log in”

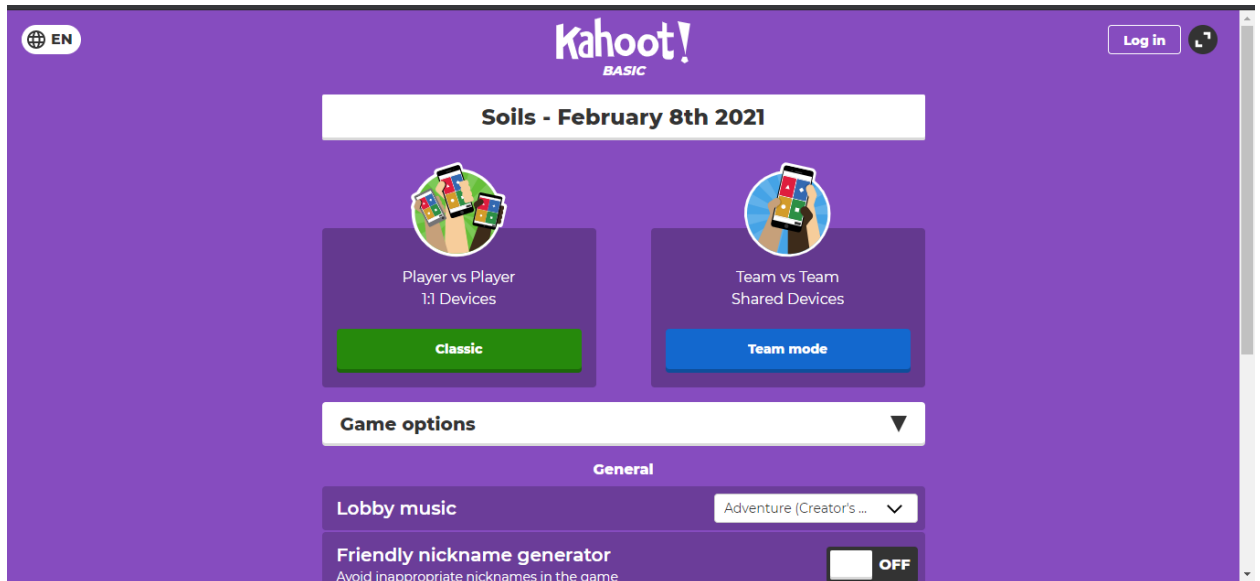
- The benefits of having an account are to save your results.

### Log in to save results

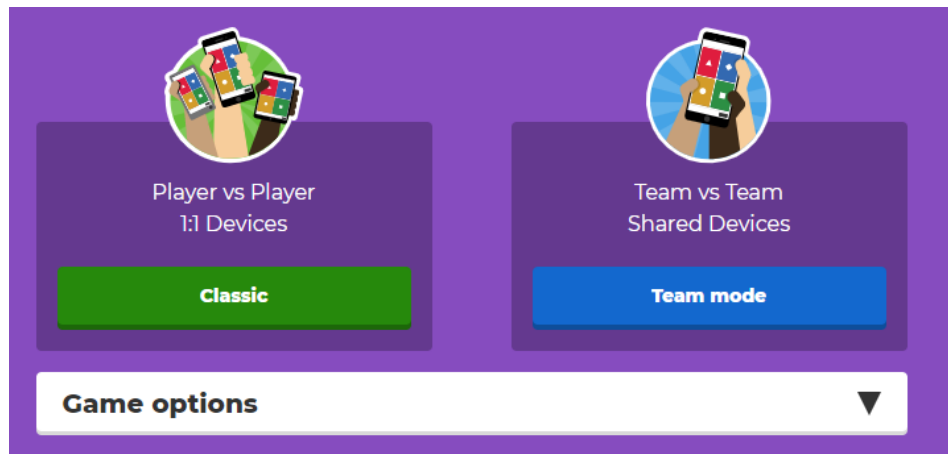
Sign up or log in to view a kahoot report after the game. You will not be able to view the report if you continue as a guest.



4. Once you choose how you wish to proceed, it will bring you to this screen:

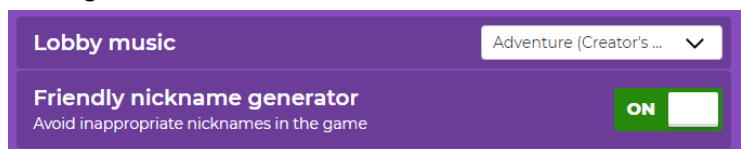


5. You can choose to play in “1-v-1” mode or “teams” mode.



6. You can change the settings to preference (such as lobby music)

- For larger groups, or younger ages, you may want to turn on the friendly nickname generator



7. Once you choose your mode, you will be redirected to the game's lobby. Students can use their mobile device or web browser.

- The game pin does NOT have any spaces.
- You do not need to have the kahoot app to play on your mobile device - the mobile browser is supported as well.
- On the right side, you can adjust the volume or mute it - recommended if you will be talking a lot during the presentation.
- You can see how many participants have joined on the left hand side.
- Once everyone is in, **click start!**

